



## Bluetooth Operation

This system provides a bluetooth to don't need to lift the communication function, if your cellular phone has bluetooth function, can and this system establishment to the conjunction for order, and can realization a telephone to stir number on the screen, connect to hear etc. function, the concrete operation is as follows:

Touch the holds upper right  button, touch again  button, manifestation, such as figure, operate interface such as picture 1:



### 1、Open bluetooth function:

Enter the inside of the constitution menu of the main course list, establish "AUTO ANSWER" function in order to "ON", "CONNECT" the function constitution is a "AUTO", "BLUETOOTH" function constitution for "ON". Invite bluetooth function of open your cellular phone in the meantime.



Picture 1

### 2、Pairing:


Touch the bluetooth diagram mark on the system main course list, enter the bluetooth mode interface, touch  button, touch again  button, the manifestation hold and then will appear "start pairing", such as picture 2, open a cellular phone to search new equipments function in the meantime, being the system and cellular phone will hint the cellular phone "whether and that equipments conjunction" after making the signal contact, the cellular phone choice is to lose also go into a password 1,2,3,4 confirm, after the system and cellular phone set up the chain success, the blue tooth diagram mark of the system screen will become green (such as picture 3), otherwise pleasing heavy try, keep to the chain to connect success.



Picture 2



Picture 3

3、When the manifestation "form couples success" after, and succeed to build up the conjunction (the bluetooth diagram mark become green) touch  , Show that is 4 interfaces such as picture, you can stir to beat or connect to hear a telephone







Picture 4

through this machine easily at this time, and can appreciate the cellular phone music (demand cellular phone support the A2DP function), the A2DPs the green marking change into a white. (the concrete operation picture 4)

note: A2DP is [Advance Audio Distribution Profile]

Be also "blue tooth the high fidelity news deliver a pact", the A2DPs are bluetooth functions of a kind of, can let two devices that supports blue tooth sound effect to deliver, for example the cell phone and wireless double ears headphones, use a blue tooth conjunction each other, and own the result of music stereo.



### 4、Call phone:

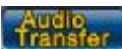
Touch the  button enters to call phone, you can pass the numerical button stroke telephone NO. of the screen, can also pass a cellular phone to stir to take number directly, touch  the empress of the button, the system turns the speech of the cellular phone into a car to carry the loud-speaker system, you can pass the language voice that the trumpet in the automobile hears stir the number sound and the other party. Converse to complete, touch the  button or hang machine through a cellular phone directly then, converse process in, touch the  button can make the converse speech carry of the loudspeaker and cellular phone to carry on cut over in the car, promise your converse information safety. (picture 5)



Picture 5

### 5、Received to hear telephone:

When the exterior has a telephone to beat in to come, the system will select to the bluetooth to don't need to lift the function interface automatically, and will originally mode broadcast the voice turn telephone bell ring, if connect to hear a constitution "ON" for the AUTO ANSWER, the system will connect to talk on the phone automatically, if connect to hear the constitution as auto should "OFF", touch interface  or  the button choice connects to hear or refuse.



In the phone connection process, touch  the button can make the converse speech carry of the loudspeaker and cellular phone to carry on select in the car, promise your converse information safety.

Telephone the number will show at the information frame in such as.(picture 6)



Picture 6

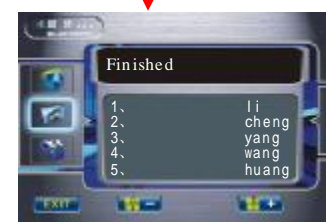
### 6、Phonebook function (need a cellular phone support)

System inside provided a phonebook function, can the telephone in the cellular phonebook the information download to the search in the system an usage, also can cellular phone in of have dialed call, have received call and don't answer the phone record to download to provide a search and stir to beat an operation in the system.Can into a touch after entering a telephone originally   the button carries on turning over page to look into a telephone in front and back originally number.

(Note:the page is the most to show 5 telephones each time)



Picture 7



Picture 7

Note:because the originally bluetooth module hasn't yet installed Chinese word database, temporarily the record information that support English, understand please!!

Note:Because each brand cellular phone adoption of the blue tooth module dissimilarity and the difference of the software, at actual usage process in the middle some functions may have difference, even can't and permit, understand please!!

If meet the operation difficulty to please to wire the after-sales service center consultation.